

# Oulun Lyseo Practical Guide



Sisältö / Content:

Johdanto / Introduction .....	2
Pohjapiirros / Ground plan .....	3
Palvelut ja aikataulut / Services and timetable .....	4
Kouluun saapuminen / Getting to school .....	5
Tuki ja yhteisöt / Student support and communities .....	6

Johdanto:

Tervehdys!

Olet aloittamassa opiskelun Oulun Lyseon lukiossa. Ehkäpä haluaisit tietää jotain Lyseosta. Ja vaikket haluaisi, kerromme silti. Rakennus on 186 vuotta vanha (ja sen kyllä huomaa) ja opetusta on ollut yli 140 vuotta. Lyseota on käynyt moni vaikuttava henkilö, muun muassa kolme tasavallan presidenttiä ja monia kirjailijoita. Lyseossa on noin 750 opiskelijaa/hikipinkoa, joita opettavat yli(innokkaat) 60 opettajaa.

Tulet kokemaan uskottomia elämyksiä etkä unohta tätä paikkaa KOSKAAN. Toteuta unelmiasi ja pukeudu prinsessaksi vanhojen tansseissa (myös pojat jos haluavat), syö mahasi kipeäksi karkista abien penkinpainajaisissa ja pompi ilosta kun vihdoinkin valmistut/vapaudut lukiosta. Tervetuloa opiskelemaan Oulun Lyseon Lukioon/Lyskaan!

Greetings!

You are about to start studying at Oulun Lyseon lukio our favorite upper secondary school in Oulu. Perhaps you would like to know something about Lyseo. And if you don't, we are still going to tell you.

The main building is 186 years old (and people can see that) and it has been used for teaching for over 140 years. Many influential people have studied here, for example, three presidents and many authors. Lyseo has about 750 students/swots, who are educated by over 60 (excited) teachers.

You will gain amazing experiences and you won't EVER forget this place. You can make your dreams come true and dress as a princess for the Oldies dance (boys too if you want), eat as much candy as you can during the "Penkinpainajaiset" and jump for joy when you finally graduate/escape from school.

Welcome to study at Oulun Lyseon lukio aka Lyska!








Photo Irja Korhonen

Koulu alkaa kello 8.15 (tai myöhemmin, jos lukujärjestyksessä ei ole ensimmäistä tuntia tai olet laiska). Tunnit kestävät 75 minuuttia ja niiden välissä on 15 minuutin tauko. Tällöin voit jutella kavereillesi... tai opiskella... Ruokavälitunti kestää 45 minuuttia. Koulussamme on kaksi (ilmaista!) ruokailua, ensimmäinen kello 11.00 ja toinen kello 12.30. Varaudu odottamaan, sillä ruokalamme on pieni ja jonot ovat todella pitkiä. Perussääntönä on se, että jos kolmannen tunnin luokan numero alkaa numerolla 1 eli on alakerrassa, ruokailemaan mennään kello 11.00. Jos luokka on yläkerrassa, (ilmainen!) ruokailu on kello 12.30. Muutamia poikkeuksia on. Yleensä ne, joilla on aikaisempi ruokailu, nauttivat (ilmaisen) ruokansa aikaisemmin, eivät kärsi nälkää ennen kuin vasta viimeisellä oppitunnilla. Kun taas ne joilla on myöhempi ruokailu, meinaavat kuolla nälkään jo ennen iltapäivää, mutta he selviävät (ilmaisen) lounaansa jälkeen hyvin koulupäivän loppuun asti.

School starts at 8.15 (or later depending on your class schedule or if you're just being lazy, shouldn't happen in Lyseo but hey, we're just people). Classes last for 75 long minutes and there's a 15-minute long break in between. In these fifteen minutes you can talk with your friends... or study... Lunch break is 45 minutes long. There are two lunch times in our school, the first one is at 11.00 and the second is at 12.30. Prepare to wait. Lyseo's lunch room is way too small for all of us and the queues are super long. There's a basic rule for the lunch times: it all depends on the class room's number (wow, very original). If your third lesson's classroom number begins with number 1, your (free!) lunch time begins at 11.00. If the classroom number begins with number 2, you go and have your (free!) lunch at 12.30. There are a few exceptions, but don't worry. We'll be there to help you! If you're situated in the second lunch time, eat a lot for breakfast. You'll be starving at half one. Usually those who have lunch earlier enjoy their (free) lunch earlier and don't suffer from hunger before the last lesson of the day. But those who have the later lunch, may only feel like they're dying from hunger before they finally get their (free) lunch. But at least they can manage the rest of the school day.

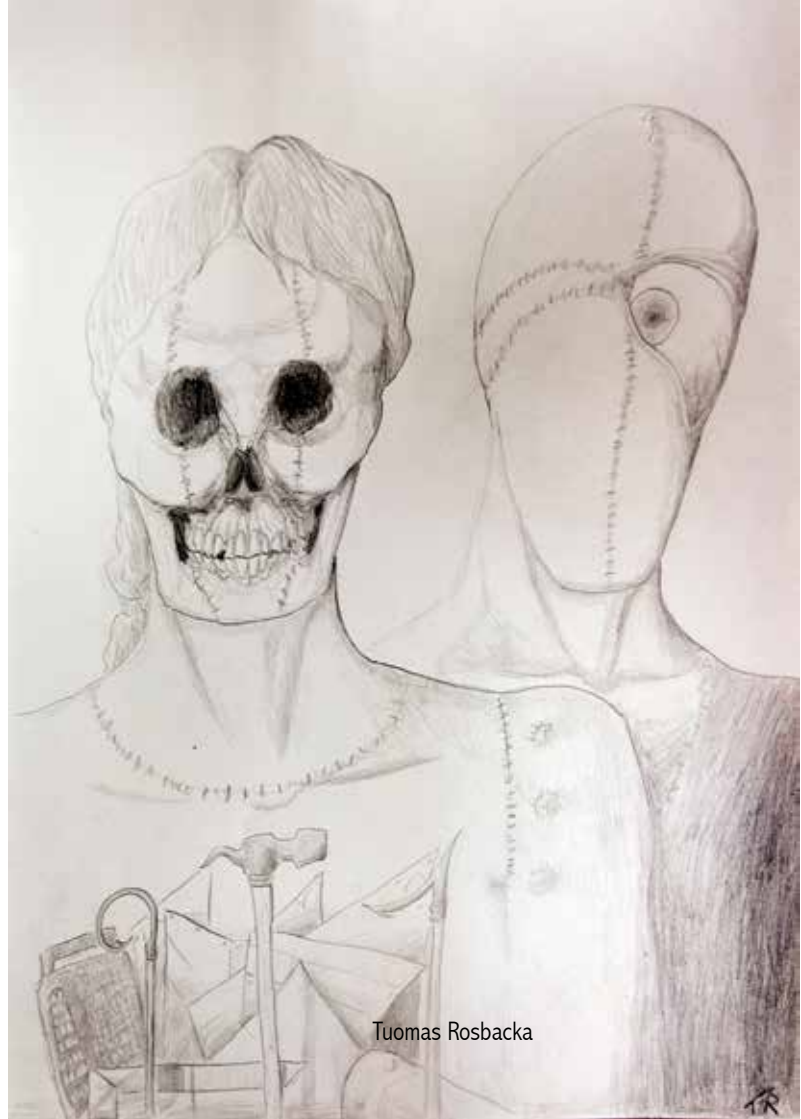
	<u>Monday</u>	<u>Tuesday</u>	<u>Wednesday</u>	<u>Thursday</u>	<u>Friday</u>
8.15-9.30	tired	tired	tired	tired	tired
9.45-11.00					
R1 11.45-13.00	LUNCH	LUNCH	LUNCH	LUNCH	LUNCH
R2 11.15-12.30	FOOD	FOOD	FOOD	FOOD	FOOD
13.15-14.30					<b>WEEKEND</b>
14.45-16.00					<b>no lessons</b>
	<b>FREEDOM</b>	<b>FREEDOM</b>	<b>FREEDOM</b>	<b>FREEDOM</b>	



Charming WC door in Oulun Lyseo.



No smoking allowed.



Tuomas Rosbacka








Photo: Markku Siekkinen





Photo: Markku Siekkinen



Design by Jiaming Liang, Anton Juntunen

Jiaming Liang Anton Juntunen

How do students get to school?

-By walking, bike, bus or car.

The nearest bus stops are just next to the school. Due to our great location in the center of Oulu, we have every possible traveling opportunity and students can travel to school easily, even from further destinations.

On the right, there is a picture of a fellow student who bikes to school every day.

We have a variety of staff in the school administration guiding us through our path of high school.

School nurse - Leena Ihme

Principal - Mika Aalto

Vice principal - Päivi Pirilä

Guidance councilor - Johanna Granath





Boot camp summer 2016.  
Photo: Elisabet Lakkala

There are several programmes where students help fellow students in Lyska. Here are the programmes:

**Tutoring:** Tutors are older students in our school who mainly organize meetings with the first years students who may need help and information. Their meetings normally consist of silly games and conversations which let out the five-year-old in all of us. They make fun of the teachers with us all the time and don't hesitate to tell new students the most exaggerated, weird stories of our school. (Photo from a game called "living knot")

**Student council:** So they organize these big (and wild) parties once in a while for students who need relief from studies which we all do. Creating all of the activities and the fun side of school is their job along with buying us blankets and playing annoying music. So this we call standing for the interests of pupils...

**Math help center:** It is open once a week after school and I am sure it is really needed in case of a math emergency. So if you have any kind of problems with your math homework (who doesn't) you can just show up there and there will be a bunch of experienced students from the extremely nerdy side of our school helping you out.

**Galois glub:** Lyseo math club. All young students who are interested in mathematics are wished welcome to join the Galois club. They study mathematics further than students normally do. To be honest it would be quite an experience to join the smart side.

**Tech support group:** Next level nerds who know everything about computers and software. Don't hesitate to go and get help if you have any technical issues, even if it's a bit awkward. They are also keeping up the schools website and downloading memes to our big info screens in school.

! Last but certainly not least, a few extra tips for surviving in Lyska. It's freezing cold in the winter time so prepare yourself at least mentally for that, even though we have the big boxes of blankets in the centerhall. And you should also lift your chair up after eating lunch because otherwise they are going to prank you and not let you sit down the next time.



Christmas party 2016.  
Photo: Markku Siekinen